



OFFSET • INTERMEDIATE • CENTER HUNG

PIVOT SETS

HARDWARE

OP-7000 OFFSET PIVOT SET (KAWNEER TYPE)

- A380 Precision die cast aluminum
- Oilite bronze bushing in top frame portion
- Full race ball bearing in bottom door portions
- Door height adjustable by bottom door portion
- Case hardened stud in floor/jamb portion
- Includes steel reinforcement plates for the door portions

- Finishes Available:
AL - Baked Satin Aluminum Paint
BK- Baked Black Paint
DU- Baked Storefront Bronze Paint



Top Frame Pivot Portion
(includes fasteners)
Kawneer P/N 50-321

Top Door Pivot Portion
(includes fasteners and reinforcement plate)
Kawneer P/N 50-320



Bottom Door Pivot Portion
(includes fasteners and reinforcement plate)
Kawneer P/N 50-323

Floor/Jamb Pivot Portion
(includes fasteners)
Kawneer P/N 50-325(LH)
Kawneer P/N 50-324(RH)

Specify: Model Number and Finish

IP-1900 INTERMEDIATE PIVOT SET

3/4" Offset for use with Aluminum Doors and Frames

- Full race ball bearing backed by an oilite bronze bushing in the door portion
- Case hardened pin in jamb portion fully retractable for ease of installation
- Easy vertical adjustment
- Precision Aluminum die cast
- For doors up to 125lbs.
- Finishes Available:

AL- Baked Satin Aluminum Paint
BK- Baked Black Paint
DU- Baked Storefront Bronze Paint

Ordering Information
IP-1901 Left
IP-1902 Right



Specify: Model Number and Finish

IP-2200 INTERMEDIATE PIVOT SET

3/4" Offset for use with Aluminum Doors and Frames

- Full race ball bearing backed by an oilite bronze bushing in the door portion
- Case hardened pin in jamb portion fully retractable for ease of installation
- Easy vertical adjustment
- Precision Aluminum Extrusion
- For doors up to 125lbs.
- Finishes Available:

AL- Baked Satin Aluminum Paint
BK- Baked Black Paint
DU- Baked Storefront Bronze Paint

Ordering Information
IP- 2201 Left
IP- 2202 Right



Specify: Model Number and Finish

International Door Closers, Inc.

COPYRIGHT 2018 INTERNATIONAL DOOR CLOSERS, INC

West: 800-544-4422 • East: 800-225-6737

www.intldoorclosers.com







OFFSET PIVOT SETS

3/4" Offset for use with Aluminum Doors and Frames

- Oilite bronze bushing in top frame portion
- Case hardened, spring loaded pin in top door portion (case hardened fixed pin In Series 5000 top door portion)
- Full race ball bearing in bottom door portion

- Case hardened stud in floor/jamb portion (stainless steel stud In Series 5000 floor/jamb portion)
- 1/8" vertical adjustment
- For doors up to 125 lbs.

- Finishes Available:
AL - Baked Satin Aluminum Paint
BK - Baked Black Paint
DU - Baked Storefront Bronze Paint
Specify : Model Number and Finish

SERIES 2000	SERIES 3000	SERIES 4000	SERIES 5000	SERIES 6000	SERIES 7000
					
<p>OP-2700 (Non-Handed) Flush Door</p> <p>OP-2800 (Non-Handed) 1/8" Recessed Door</p>	<p>OP-3001 Left Flush Door</p> <p>OP-3002 Right Flush Door</p> <p>OP-3101 Left 1/8" Recessed Door</p> <p>OP-3102 Right 1/8" Recessed Door</p>	<p>OP-4001 Left Flush Door</p> <p>OP-4002 Right Flush Door</p>	<p>OP-5001 Left 1/8" Recessed Door</p> <p>OP-5002 Right 1/8" Recessed Door</p>	<p>OP-6001 Left 7/64" Recessed Door</p> <p>OP-6002 Right 7/64" Recessed Door</p>	<p>OP-7001 Left 1/8" Recessed Door</p> <p>OP-7002 Right 1/8" Recessed Door</p>
SEE CROSSOVER REFERENCE CHART ON PAGE 148					
Jackson 27 Jackson 28 Sun Valley All American Entrance Tech Rebco West	Tubelite* Arcadia All American Arch Aluminum Commercial Arch. Pacific Western Rebco Southwest Alum.	US Aluminum Sun Valley A Door MFG. Entrance Tech.	Aldora	Arch Aluminum Armalite Wells Aluminum	Kawneer

* Non-Adjustable Old Type



CROSS REFERENCE CHART

JACKSON-SOMACA-CRL

JACKSON-SOMACA-CRL PIVOT CROSSOVER REFERENCE CHART			
APPLICATION	"OLD" JACKSON PART NO.	"OLD" SOMACA PART NO.	JACKSON CRL PART NO.
U.S. Aluminum	41J25L628	3184421	41J25L628
	41J25L313	3184421	41J25L313
	41J25R628	3184420	41J25R628
	41J25R313	3184320	41J25R313
	41J26L628	3184427	41J26L628
	41J26L313	3184327	41J26L313
	41J26R628	3184426	41J26R628
	41J26R313	3184326	41J26R313
Automatics, Besam	41J27628	3184423	OP27NHA
	41J27313	3184323	OP27NHDU
	41J28628	3184428	OP28NHA
	41J28313	3184328	OP28NHDU
Arcadia, Arch Aluminum, Tubelite, Vistawall	41J30L628	3184430	OP30LHA
	41J26L313	3184330	OP30LHDU
	41J30R628	3184429	OP30RHA
	41J30R313	3184329	OP30RHDU
	41J31L628	3184432	OP31LHA
	41J31L313	3184332	OP31LHDU
	41J31R628	3184431	OP31RHA
	41J31R313	3184331	OP31RHDU
U.S. Aluminum	41J34L628	3184460	OP34LHA
	41J34L313	3184360	OP34LHDU
	41J34R628	3184459	OP34RHA
	41J34R313	3184359	OP34RHDU
Amarlite, Arch Aluminum, Rebco	41J40L628	3184462	OP40LHA
	41J40L313	3184363	OP40LHDU
	41J40R628	3184461	OP40RHA
	41J40R313	3184361	OP40RHDU
Pittco, PPG	41J41L628	3184442	OP41LHA
	41J41L313	3184342	OP41LHDU
	41J41R628	3184441	OP41RHA
	41J41R313	3184341	OP41RHDU
Atlas Arch	41J43L628	3184447	41J43L628
	41J43L313	3184347	41J43L313
	41J43R628	3184446	41J43R628
	41J43R313	3184346	41J43R313
Arch Aluminum	N/A	N/A	OP50LHA
	N/A	N/A	OP50LHDU
	N/A	N/A	OP50RHA
	N/A	N/A	OP50RHDU