




SAFETY FOR AUTOMATIC DOORS **MICROCELL**

FEATURES

The Microcell range is designed for the safety of pedestrian doors and is featured by a flexibility and an easiness for universal installations :

- Reduced size for easy fittings in most of door profiles
- Enables a mounting very close to the floor (20 cm - 40 cm), as well as an important range (5 m - 10 m) and can be lightly out of alignment
- Protected against short time wrong connections and immune to the ambient light (sunlight or artificial lighting)
- Totally immune to interference and complies with the European standards 89/336/EEC
- Microcell Two complies with ESC standards, and with the French
- Ministerial Order on automatic doors in the workplace
- Microcell Three complies with the German directive ZH 1/494 on
- Windows and doors activated by external energy sources
- Plug supplied with a special sleeve that prevents from moisture problems



Infrared barrier composed by an emitter and a receiver in cylindrical heads

The small-sized infrared beams that can be discreetly fitted into the profiles of single or double doors and which can also be used for specific applications (railways, security entrances, etc.).

THE MICROCELL RANGE IS AVAILABLE IN SEVERAL VERSIONS :

- **Microcell One:** barrier composed by plug-in cylindrical heads with a 5 m cable and a control box with one relay
- **Microcell Two:** barrier composed by plug-in cylindrical heads with a 5 m cable and a control box with two relays
- **Microcell Three:** barrier composed by plug-in cylindrical heads with a 5 m cable and a monitored control box with transistor output

Notes :


- The Microcell range is available either in single (-S) or in double beam version (-D) an optional 10 m cable (-L) is also available

International Door Closers, Inc.

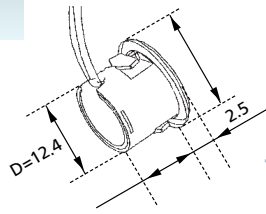
COPYRIGHT 2017 INTERNATIONAL DOOR CLOSERS, INC

West: 800-544-4422 • East: 800-225-6737

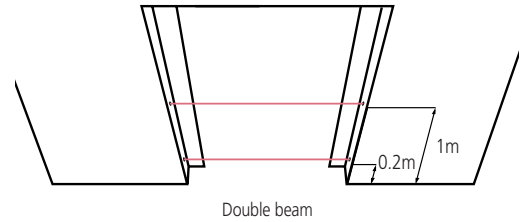
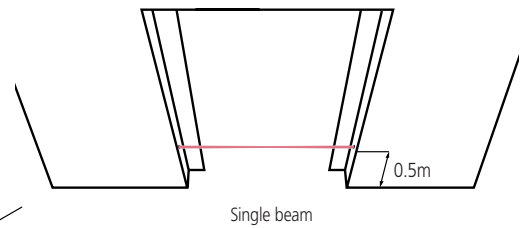
www.intldoorclosers.com



Dimensions



Sensing fields



Accessory

MMA : surface mounting set

Technical specifications

Technology	active infrared, microprocessor
Mounting height	min. 0.2 m above the floor
Distance between beams	min. 0.3 m (crossed beams)
Distance in relation to the door plane	2 cm
Minimum range	1 m
Maximum range	5 m - for min. mounting height of 0.2 m 10 m - for min. mounting height of 0.4 m
Half-opening angle of the beam	8°
Detection mode	presence (beam interruption)
Response time	<ul style="list-style-type: none"> transistor output (Microcell Three) ≤ 10 ms (setting or interruption of the beam) relay output (Microcell One and Two) ≤ 40 ms
Hold time	<ul style="list-style-type: none"> relay output (Microcell One and Two) 300 ms
Supply voltage (Microcell One and Two) (Microcell Three)	12-24 V AC ±10% - 12-24 V DC -5/+30%
Current consumption	< 100 mA
Output (Microcell One and Two)	1 or 2 relays (free potential contact)
<ul style="list-style-type: none"> relay contact ratings (max. voltage) relay contact ratings (max. current) maximum switching power 	50 V DC / 50 V AC 1 A (resistive) 30 W (DC) / 50 VA (AC)
Output (Microcell Three)	open collector transistor (NPN or PNP)
<ul style="list-style-type: none"> relay contact ratings (max. voltage) relay contact ratings (max. current) voltage drop 	30 V DC 20 mA < 2 V at 20 mA
Signal	1 LED per barrier
Adjustment (by dip-switch - Microcell One and Two)	single / double barrier standard / inverted outputs reduced / nominal range test position
Adjustment (by dip-switch - Microcell Three)	NPN / PNP outputs normal / inverted outputs reduced range B / nominal range B reduced range A / nominal range A
Temperature range	-20°C to +55°C
Immunity	<ul style="list-style-type: none"> sunlight 75000 lux incandescent lamp 25000 lux at 8° angle electromagnetic compatibility according to 89/336/EEC
Waterproof heads	IP 65 (DIN 40050)
Dimensions	<ul style="list-style-type: none"> heads housing : 10 mm (built-in) x 12.4 mm (diameter) collar : diameter 15.6 mm control box 94 mm (L) x 52 mm (W) x 28 mm (H)
Cable length	5 m (10 m optional)
Weight	<ul style="list-style-type: none"> emitter 0.140 Kg (5 m) / 0.270 kg (10 m) receiver 0.140 Kg (5 m) / 0.270 kg (10 m) control box 0.060 Kg
Material	ABS
Housing color	blue transparent

Application

