



PROGRAMMABLE 3-RELAY LOGIC MODULE

Br3

LOGIC MODULE

Eliminates The Need For Multiple Modules

FEATURES

- Multi-functionality offers increased value by combining legacy MC-Linx functionality with more advanced functions for a solution to a wider variety of applications.
- Contains 3 relays; two 3-AMP and one 1-AMP
- Built-in surge suppression in all 3 relays eliminates the need for external components when installing electric locking devices
- Provides the ability to select a WET voltage output up to 1-AMP on Relay 1 to power electric locking devices without the need for an external power supply (source must be capable of providing at least 1-AMP of power)
- Advanced input power circuitry for better protection, including a resettable fuse



12 Different Functions


The br3 is a logic module for applications including simple timing, door mounted sensor inhibiting and advanced relay sequencing. With multiple functions in one module, technicians will only need to carry one solution.

Most Common Pedestrian Setting – MC25

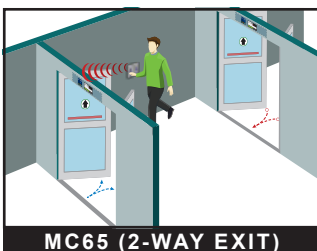
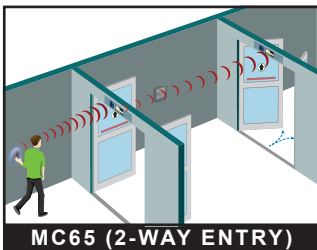
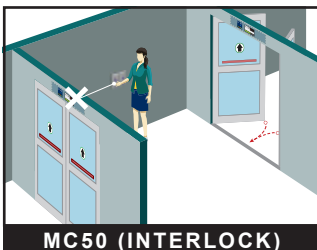
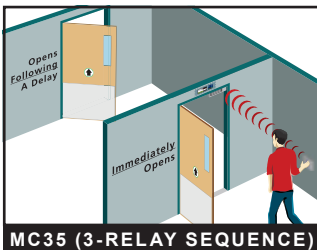
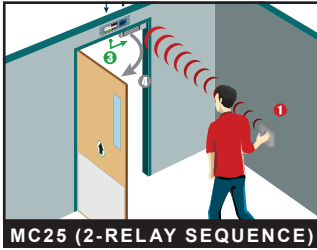
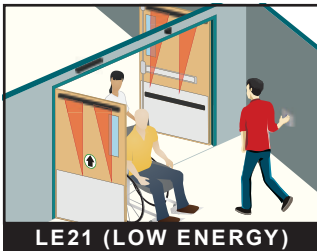


- 1 Activate Push Plate
- 2 Receiver Activates Br3
- 3 Br3 Releases Maglock
- 4 Br3 Opens Door

Components



- 1 Two digit, 7-segment display
- 2 Input/Output Screw Terminal
- 3 DRY/WET Output & AC/DC Selector
- 4 Programmable Push Buttons



PRODUCT DETAILS & TECHNICAL SPECIFICATIONS

FUNCTION	SUBJECT	MOST COMMON APPLICATIONS
10 (MC10)	Simple Timer	Time delay relay
11 (MC11)	Ratchet / Latching	Push to open / Push to close
21 (LE21)	Inhibitor with Door Position Input	Automatic swing door with push plate, approach side SuperScan is inhibited when door is closed
22 (LE22)	2 Relay Sequence Inhibitor with Door Position Input	Automatic swing door with push plate, approach side SuperScan and Electric Strike. SuperScan is inhibited when door is closed
25 (MC25)	2 Relay Sequence	Automatic swing door with a push plate and electric locking devices
28 (MC28)	2 Relay Sequence with Door Position Input	Automatic swing door with a push plate and electric locking devices with a door position switch to prevent the delay from running during a recycle
29 (MC29)	Relay 1 Deactivation Timer	Automatic swing door or sliding door with an electric locking device and door position switch to prevent lock from reengaging before door closes completely
35 (MC35)	3 Relay Sequence	Two door vestibule with automatic swing doors and single electric locking device
50 (MC50)	Interlock Timer with Door Position Inputs	Interlock module that will only allow one door to open at a time and can be used with any automatic or manual door
55 (MC55)	Interlock Ratchet with Door Position Inputs	Interlock module that will only allow one door to open at a time with a ratchet/latching function and can be used with any automatic or manual door
65 (MC65)	2-Way, 2 Relay Sequence	Two door vestibule sequencing with automatic swing doors traveling in either direction
75 (MC75)	2 Relay Sequence	Automatic swing door with a push plate and electric locking devices

Note: Functions 10, 11, 50, 55 and 65 are NOT compatible with the WET input

Supply Voltage	12 to 24 V AC/DC
Power Consumption	30 to 130 mA; DRY Output
Temperature Range	-15°F to 150°F
Dimensions	5.2 in x 2.2 in x 1.0 in
Housing Material	Gray ABS Plastic
Input Specification	1 to 4; DRY Contact
WET Input	5 to 24 V AC/DC
Contact Rating DRY	
Relay #1	3 A @ 24 VAC / 30 VDC
Relay #2	3 A @ 24 VAC / 30 VDC
Relay #3	1 A @ 24 VAC / 30 VDC
Contact Rating WET	
Relay #1	1 A

Specifications are subject to change without prior notice.

DISCLAIMER This document as well as all other enclosed documents (quotation / specification / other) are provided «as is» without warranties of any kind, either expressed or implied, including but not limited to the implied warranties of merchantability, fitness for a particular purpose, or non-infringement. / Information is supplied upon the condition that the persons receiving it will make their own determination as to its suitability for their purposes prior to use. In no event will IDC be responsible for damages of any nature whatsoever resulting from the use of or reliance upon information from this document or the products to which the information refers. / IDC has the right without liability to change descriptions and specifications at any time. / Prices, shipping and availability are subject to change without prior notice.

