



# MODULAR ACCESS CONTROL POWER SUPPLY

## 602RF 1 AMP

### POWER SUPPLY

## Modular Access Control Power Supply

**Field Selectable 12VDC or 24VDC Output - Standard**  
**Dual 12VDC and 24VDC Output - Optional**  
**California Compliant Manual Release Optional**

All IDC power supplies are equipped with a high performance transformer and highly reliable electronic components. Filtering and output voltage regulation provide protection and ensure the longevity of all system components. With the addition of IDC programmable controllers or relay modules, the user-friendly modular designs ensure versatility, interface capability and easy installation of electric locking devices, access controls and related safety equipment.

### Class 2 Outputs

To simplify installations that do not require conduit, a Class 2 output is standard and a 6-foot power cord is optional for the 115VAC input where permitted by code.

### Modular Design

Door control relay modules are available to meet virtually any application need. All wiring for lock hardware, access controls remote control and monitoring is terminated at one central location. Installation and troubleshooting is simplified.


Modules may be factory installed or ordered separately for field installation as needed. All modules are individually fused for protection of multiple station systems.

### Electrical Specifications

**Input:** 115VAC, 600 mA, 50/60 Hz (230VAC optional)  
**Output:** 12/24VDC, 1 Amp  
**Battery Charger:** 13.5/27VDC, 500 mA

### Mechanical Specifications

**Cabinet:** 12" x 12" x 4", 18 GA  
 305mm x 305mm x 102mm



Access Control Systems Unit ALVY  
 Fire and Burglar Alarm Power Supply APHV  
 Releasing Device Accessory SYSW

### Features

#### Fire/Life Safety

A fire alarm input provides simultaneous release of all fail safe locks and door holders in case of an emergency.

#### Field Selectable Output

The output is field selectable to provide 12VDC or 24VDC.

#### Input and Output Protection

The AC input voltage is circuit breaker protected and the secondary output is PTC protected.

#### System Status

LED status indicators provide information regarding the AC input, DC output, and battery back up status. Outputs for remote annunciation are available.

#### Battery Charging Output

A separate PTC protected charging output provides 13.5 or 27 volts to fully charge the batteries. The secondary output is always precisely maintained at 12 or 24VDC to protect locking devices and components from over voltage while the batteries are charging. The specified secondary output current is also maintained while batteries are charging. **De-rating of the secondary output current is not required when charging batteries.**

#### Low Battery Disconnect

Batteries are disconnected from the output circuit prior to deep discharge preventing battery destruction.

#### Door Control Modules

IDC relay modules may be incorporated in the power supplies to meet virtually any application requirement, for single or multiple door control.



602RFL  
 1 Amp Power Supply  
 Less Box



Power Supply with Optional  
 CR4 and PC 6 Foot Power Cord

## Model

- 602RFL** 1 Amp power supply only  
Less box
- 602RF** 1 Amp power supply  
12" x 12" x 4" cabinet

## Options

- PC** Power cord, 6 FT
- KL** Key lock cover
- MR-1** Push switch for manual reset of emergency release and AC power loss. California state compliant (CSFM). Consult your local Authority Having Jurisdiction (AHJ) for reset requirements.
- PS-1** System on-off push switch mounted inside cabinet
- PS-1A** System on-off push switch mounted on outside cover
- 230VAC** 230VAC input (Not UL)
- 14-2** 7 day skip a day timer

## Battery Back-Up Selection

**RB12V4** 5 Amp hour battery

Emergency release input overrides battery back-up, maximum 4 batteries.

**Back-up time for 12V and 24V using 5 Ah batteries**

Load (Amp)	Time	
	*5 Ah	**10 Ah
.25	20 hours	40 hours
0.50	10	20
0.75	7.5	15
1.00	5	10

\*12V (1 battery), 24V (2 batteries)

\*\*12V (2 batteries), 24V (4 batteries)


## Module Capacity

- FB4:** 2 max
- PSM, 12VR:** 1 max
- CR4, ACM-1:** 2 max with 2 batteries  
1 max with 4 batteries
- TD, CR, LR:** 4 max with 2 batteries  
2 max with 4 batteries

## Dual 12VDC and 24VDC Outputs

**12VR** 12 Volt Regulated and Filtered Output Module With the power supply output set at 24VDC for locking devices and components, the addition of the 12VR provides a separate 12VDC, 500 mA output for 12V access controls and components. The total load of both outputs combined may not exceed 1 Amp.


**Input:** 24VDC      **Output:** 500 mA @ 12VDC



12VR

## Multiple Outputs

**FB-4** Four 2 Amp fuse protected outputs faster acting protection. (2 modules provide 8 outputs).



FB-4

## Door Control Modules

Contacts: 2.5 Amps inductive, 5 Amps resistive @ 30VDC unless specified otherwise.

### TD Time Delay Relay Module

Voltage input: 35mA @12/24VDC  
Timer Adj: 1-120 seconds  
(1) Non-Fused, SPDT dry contact  
(1) Fused SPDT voltage output  
(1) N.O. dry trigger input  
(1) N.C. dry trigger input  
(1) Normally off voltage trigger input  
(1) Anti-Tailgate N.O. timer reset input  
3.25"W x 2"H (83 x 51mm)




TD



CR

### CR-12, CR-24 Relay Module

Voltage input: 35mA, specify 12V or 24VDC  
(1) Fused, SPDT voltage output  
(1) SPDT dry contact  
(1) N.O. dry trigger input  
(1) Normally off, voltage trigger input  
3.25"L x 2"W (83 x 51mm)



CR4




LR

### CR4 Four Station Relay Module

Voltage input: 120 mA @ 12/24VDC  
(4) Fused, 2A SPDT dry outputs or voltage outputs  
(4) 2A SPDT dry outputs  
(4) N.O. dry trigger inputs  
3.25"L x 2"W (83 x 51mm)

### ACM-1 Access Control Module

Voltage input: 45mA @ 12/24VDC  
(1) SPDT voltage output  
(1) SPDT dry contact  
(8) SPDT trigger inputs (4-NC,4-NO)  
(1) LED status indicator  
5"L x 3.25"W (127 x 83mm)



ACM-1



14-2

### LR-12, LR-24 Latching Relay Module


Voltage input: 45mA, specify 12V or 24VDC  
(1) Fused, SPDT voltage output  
(1) N.O. dry trigger input  
3.25"L x 2"W (83 x 51mm)

## Remote Monitoring

### PSM Power Supply Remote Monitoring Module

The PSM Power Supply Monitoring module provides 2-SPDT, 1 Amp contacts to remotely monitor power supply and battery status.  
Input: 30mA @12/24VDC

- Remote annunciation conditions include:
- System OK
  - AC Fail – No DC Output
  - Battery Powered
  - System Off – No Battery



PSM