



MODEL 44CI

Model 44CI

Features

- Application for HIGH TRAFFIC doors
- Cast Iron Body; Forged Steel Arm
- Double Heat Treated Steel Pinion
- All Weather Fluid
- Non-handed
- Non-sized adjustable 1 through 6; Standard with Backcheck
- Universal application for Regular Arm, Top Jamb, or Parallel Arm mounting
- Standard Plastic Cover - non handed
- 10 year warranty

Optional Features

- Metal Cover
- Hold-open arm
- Stop only arm

Compliance Standards

- ANSI/BHMA A156.4 Grade 1 Certified
- UL/C-UL Listed
- UL 10B and UL 10C Compliant for positive pressure
- Certified to conform to UBC 7-2 (1997, UL 228)
- Barrier Free Operation to comply with Federal Accessibility Standards (ADA): complying with ANSI A117.1 (4.13. 11)



Model 44CI

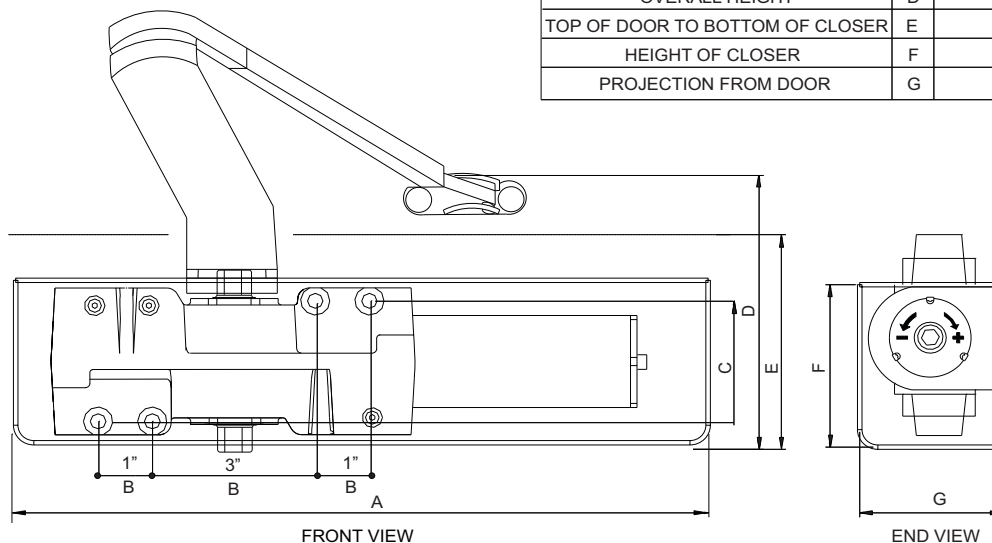
Finishes

- AL - Aluminum
- DU - Storefront Bronze

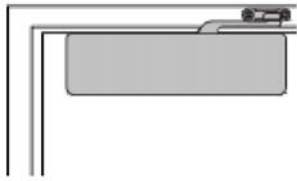
(other finishes available by Special Order)



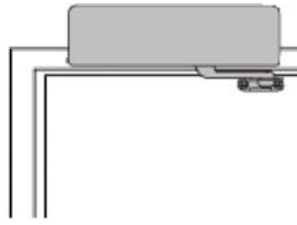
DESCRIPTION	MODEL NUMBER	
	44CI	
LENGTH OF CLOSER (WITH COVER)	A	12-1/4"
HORIZONTAL MOUNTING HOLES	B	SEE DETAIL BELOW
VERTICAL MOUNTING HOLES	C	2-1/4"
OVERALL HEIGHT	D	4-7/8"
TOP OF DOOR TO BOTTOM OF CLOSER	E	3-11/16"
HEIGHT OF CLOSER	F	3-1/2"
PROJECTION FROM DOOR	G	2-1/4"



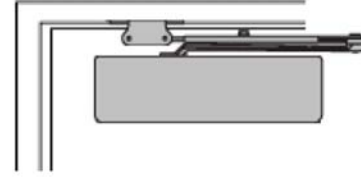
INSTALLATION TYPES



Regular Arm (Pull Side)
Permits 120° maximum opening












Top Jamb (Push Side)
Permits 120° maximum opening



Parallel Arm (Push Side)
Permits 180° maximum opening

PARTS - ACCESSORIES

PRODUCT	DESCRIPTION	PART NUMBER
	Dress Cover	DC-44
	Complete Arm Assembly	44-2021
	Cushion - Hold-open arm - Mechanical Turn Type	44-2022
	Cushion - Stop only arm	44-2023
	Parallel Bracket	425
	Drop Plate for Pull Side installation when top Door Rail is less than 3-3/4". Requires a 2" minimum height Door Rail.	44-18
	Drop Plate for Top Jamb installation when ceiling is flush to top of Header. Requires a minimum 1-3/4" header height.	44-18G
	Drop Plate for Top Jamb installation on Door Headers less than 3-1/2" in height.	44-18J
	Drop Plate for Top Jamb installation on Door Rails less than 5-1/2" (measured down from the door stop). Requires a 2" minimum height Door Rail.	44-18PA
	SPECIFY FINISH: AL - Aluminum DU - Storefront Bronze	



Visit our website: intldoorclosers.com

EAST:
1920 Air Lane Drive • Nashville, TN 37210
(615) 885-7060 • (800) 225-6737 • FAX: (615) 885-0903

WEST:
1140 North Kraemer Place • Anaheim, CA 92806
(714) 666-0390 • (800) 544-4422 • FAX: (714) 666-2215