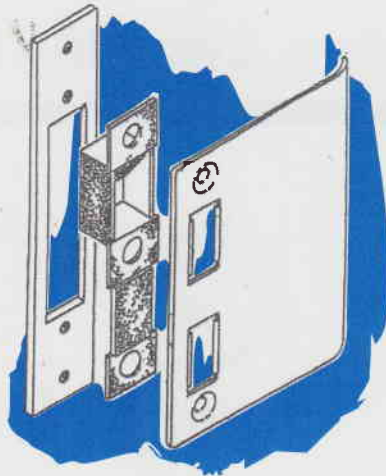


**SC-4540-2
SC-4545-2
Strike Sets**

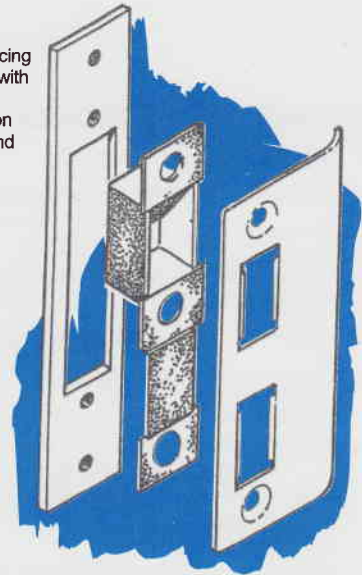
- Used when replacing a MS Type Lock with a DL-4510 Type Deadlatch Lock in a Center Hung Door and Frame
- Non-handed Stainless Steel Strike for Left or Right hand installation
- Dustbox, back-up plate, and screws included
- SC-4540-2 for use on 4" door jamb
- SC-4545-2 for use on 4-1/2" door jamb

Specify : Model Number



**SC-4520
Strike Set**

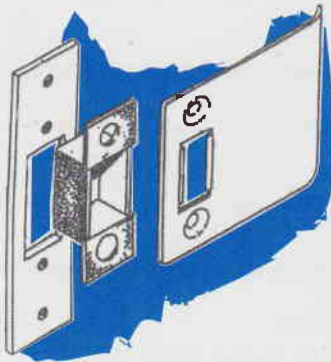
- Used when replacing a MS Type Lock with a DL-4510 Type Deadlatch Lock on an Offset Door and Frame
- Non-handed Stainless Steel Strike for Left or Right hand installation
- Dustbox, back-up plate, and screws included



**SC-4540-1
SC-4545-1
Strike Sets**

- Used for the new installation of a DL-4510 Type Deadlatch Lock in a Center Hung Door and Frame
- Non-handed Stainless Steel Strike for Left or Right hand installation
- Dustbox, back-up plate, and screws included
- SC-4540-1 for use on 4" door jamb
- SC-4545-1 for use on 4-1/2" door jamb

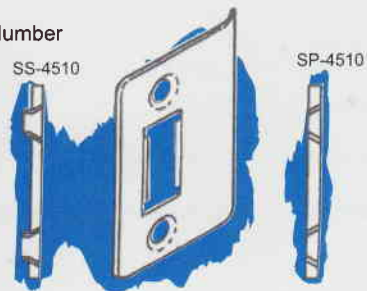
Specify : Model Number



**SS-4510 Standard Strike
SP-4510 Special Strike**

- Non-handed Stainless Steel Strike
- SS-4510 Mounting holes press formed countersink
- SP-4510 Mounting holes countersunk with flat back

Specify : Model Number



**SC-4510
Strike Set**

- Used for the new installation of a DL-4510 Type Deadlatch Lock in an Offset Door and Frame
- Non-handed Stainless Steel Strike for Left or Right hand installation
- Dustbox, back-up plate, and screws included

