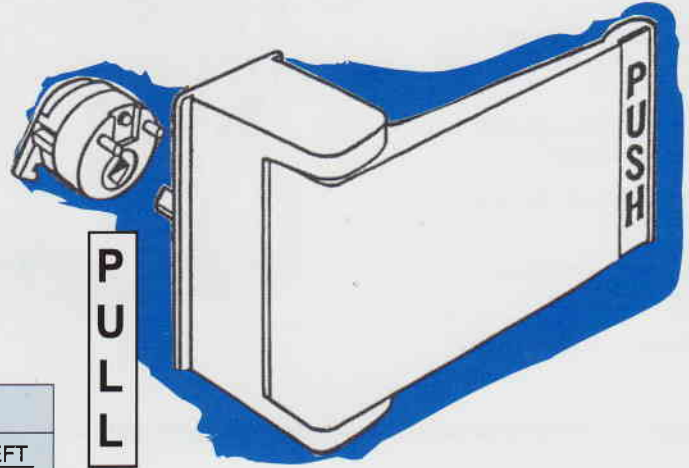


# Swinging Door Hardware:

## PH-4520 Paddle Handle

- For use with DL-4510 type Latch Lock
- "Push" or "Pull" Paddle Handle
- Field reversible for opposite hand with PUSH and PULL Plates included
- Cam Plug, field reversible, included
- Extruded Aluminum Handle
- Finishes Available:  
AL - Handle anodized Satin Aluminum  
Housing baked Satin Aluminum paint  
DU - Handle anodized Storefront Bronze  
Housing baked Storefront Bronze paint



### Ordering Information

|   |   |
|---|---|
| <b>PH-4521 PUSH</b> To The <u>LEFT</u>  | <b>PH-4523 PULL</b> To The <u>LEFT</u>  |
| <b>PH-4522 PUSH</b> To The <u>RIGHT</u> | <b>PH-4524 PULL</b> To The <u>RIGHT</u> |

**Specify:** Model Number and Finish

## CP-4560 Cam Plug

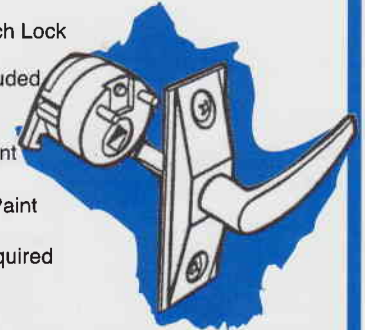
- For use with HL-4560 Lever Handle and PH-4520 Paddle Handle
- Non-handed, field reversible



**Specify:** Hand if pre-handing required

## HL-4560 Lever Handle

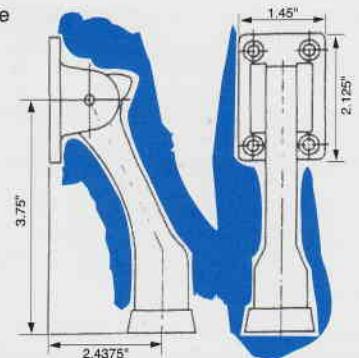
- For use with DL-4510 type Latch Lock
- Cam Plug, field reversible, included
- Finishes Available:  
AL - Baked Satin Aluminum Paint  
BK - Baked Black Paint  
DU - Baked Storefront Bronze Paint



**Specify:** Hand if pre-handing required  
Finish

## DH-4000 4" Kick Down Door Holder

- Cast Iron construction
- Non-marring Rubber Shoe
- Finishes Available:  
AL - Aluminum  
DU - Storefront Bronze



**Specify:** Finish

Reserved  
for  
Future Product