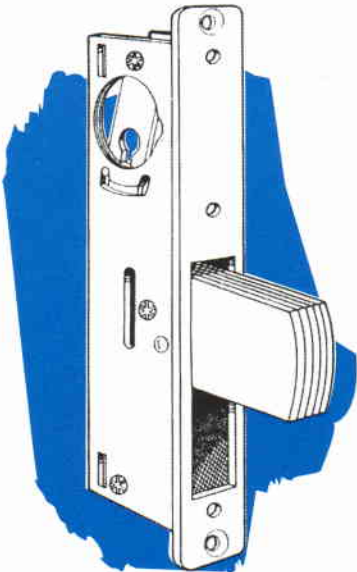


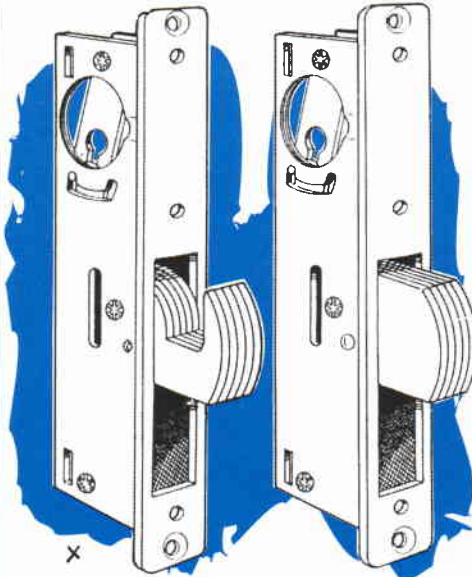
# Swinging Door Hardware:



**DT-1850** ×  
"Long Throw"  
Deadlock

- Cylinder backset available: 31/32", 1-1/8" and 1-1/2"
- Bolt 1-3/8" throw, made of 5 ply laminated steel with a hardened roller pin in a case hardened center ply for maximum security.
- Lock accepts standard 1-5/32" Mortise Key or Thumbturn Cylinders with AR MS-Type cam

**Specify:** Cylinder Backset

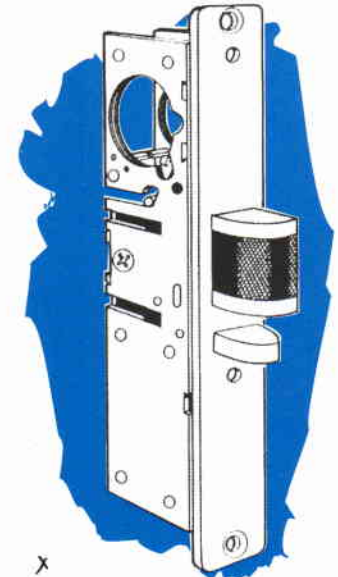


**DH-1820-H** ×  
"Hook Bolt"  
Deadlock

**DH-1820-S** ×  
"Short Throw"  
Deadlock

- Cylinder backset available:  
**DH-1820-H:** 31/32", 1-1/8" and 1-1/2".  
**DH-1820-S:** 1-1/8"
- Bolt 13/16" throw, made of 5 ply laminated steel with a hardened roller pin in a case hardened center ply for maximum security.
- Lock accepts standard 1-5/32" Mortise Key or Thumbturn Cylinders with AR MS-Type cam

**Specify:** Cylinder Backset



**DL-4510** ×  
Deadlatch Lock

- Cylinder backset available: 31/32" and 1-1/8"
- Field reversible for opposite hand
- Key controlled dogging
- Latchbolt 1/2" throw, Chrome plated with Delrin insert for smooth, quiet latching
- Lock accepts standard 1-5/32" Mortise Key or Thumbturn Cylinders with AR MS-Type cam
- SS - 4510 Strike included, US 26D

**Specify:** Cylinder Backset  
Hand if pre-handing required

## Faceplates 1" x 6-7/8"

- Faceplate Finishes:  
AL - Anodized Satin Aluminum  
BK - Anodized Black  
DU - Anodized Bronze

For Use With:	Flat	Radius	Radius Weatherstripped	Left Hand Beveled	Right Hand Beveled
DH-1820-H DH-1820-S	<b>FP-1821</b>	<b>FP-1822</b>	<b>FP-1823</b>	<b>FP-1824</b>	<b>FP-1825</b>
DT-1850	<b>FP-1851</b>	<b>FP-1852</b>	<b>FP-1853</b>	<b>FP-1854</b>	<b>FP-1855</b>
DL-4510	<b>FP-4511</b>	<b>FP-4512</b>	<b>FP-4513</b>	<b>FP-4514</b>	<b>FP-4515</b>

**Specify:** Part Number and Finish