

Swinging Door Hardware:

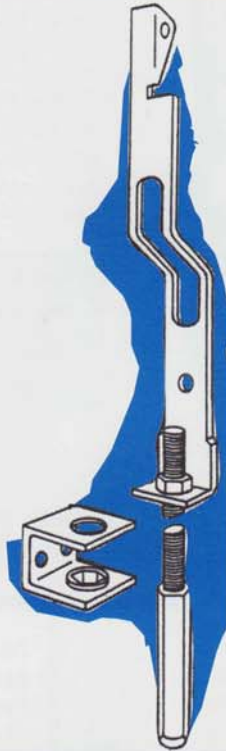
TB-4015 Threshold Bolt Kit

For doors with cylinder height up to 53-1/2". Threaded rod can be cut for cylinder heights lower than 53-1/2"

TB-4016 Threshold Bolt Kit

For doors with cylinder height 34" to 37"

- Bolt 3/8" hexagon hardened steel
- 11/16" bolt throw
- Unit complete for attachment to basic Deadlock to provide two-point security



Specify: Model Number

HB-4085 Header Bolt set

For doors 30-1/2" to 50" from Centerline of cylinder to top of door

HB-4086 Header Bolt set

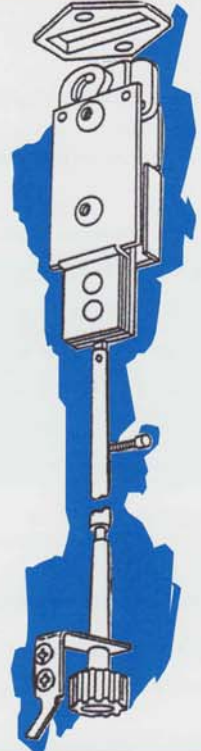
For doors 55-5/8" to 77-1/2" from Centerline of cylinder to top of door

HB-4087 Header Bolt set

For doors 67" to 89" from Centerline of cylinder to top of door

- Inactive leaf lock when used with basic Long Throw Deadlock in active leaf
- 5/8" throw expanding bolt
- Minor adjustments can be made after installation
- Unit complete with Rod Guide and Header Strike

Specify: Model Number



HB-4015-N Special Header Bolt Set

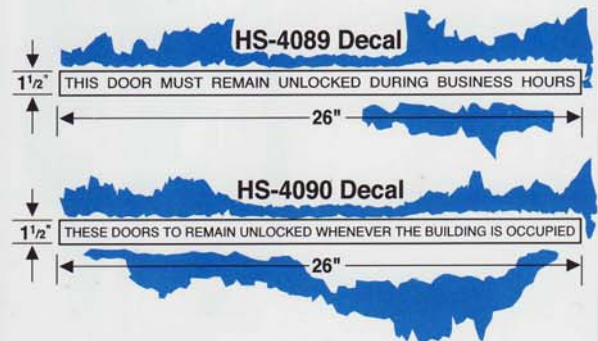


HB-4015-N Header Bolt Set is Standard for 84" Doors with Cylinder Heights of not less than 33"

ER-4015-N Extension Rod Kit is available for 8'-9" Door Heights

HS-4089 Header Sign HS-4090 Header Sign

- For use on transoms and door headers
- One piece, self-adhesive decals
- Black letters on aluminum background



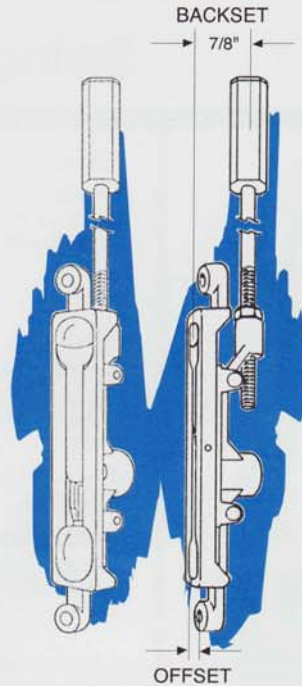
Specify: Model Number

FB-1200 Flushbolt

- 15/16" x 4-1/4" Radius Face
- Positive "U" joint actuator with 5/8" throw
- 1/8", 3/16" and 1/4" offset with 7/8" backset
- Rod length for 12" Centerline of face installation
- Square Nylon Tip with beveled corners fits in 1/2" square hole
- Finishes Available:
AL - Baked Satin Aluminum Paint
BK - Baked Black Paint
DU - Baked Storefront Bronze Paint

Ordering Information	
FB-1201	1/8" offset, without guide
FB-1202	1/8" offset, with guide
FB-1203	1/4" offset, without guide
FB-1204	1/4" offset, with guide
FB-1205	3/16" offset, without guide
FB-1206	3/16" offset, with guide

Specify : Model Number
Standard or Extended Hole Guide
Finish



FB-2200 Flushbolt

- 15/16" x 4-1/4" Radius Face
- Positive "U" joint actuator with 7/8" throw
- 1/8" and 1/4" offset with 7/8" backset
- Rod length for 12" Centerline of face installation
- Square Nylon Tip with beveled corners fits in 1/2" square hole
- Finishes Available:
AL - Baked Satin Aluminum Paint
BK - Baked Black Paint
DU - Baked Storefront Bronze Paint

Ordering Information	
FB-2201	1/8" offset, without guide
FB-2202	1/8" offset, with guide
FB-2203	1/4" offset, without guide
FB-2204	1/4" offset, with guide

Specify : Model Number
Standard or Extended Hole Guide
Finish

FB-1201-K Flushbolt

- 15/16" x 4-1/4" Radius Face
- Positive "U" joint actuator with 5/8" throw
- 1/8" offset with 11/16" backset
- Square Nylon Tip with beveled corners fits in 1/2" square hole
- Finishes Available:
AL - Baked Satin Aluminum Paint
BK - Baked Black Paint
DU - Baked Storefront Bronze Paint



Specify : Finish


ER-1200 Flushbolt Extension Rod

- 1/4-20 x 12" Threaded rod
- Includes coupler



FG-1200 Standard Flushbolt Guide

- For use with FB-1200 and FB-2200 Flushbolts



FG-1250 Extended Hole Flushbolt Guide

- For use with FB-1200 and FB-2200 Flushbolts



International
door closers^{inc}

EAST:
1920 Air Lane Drive • Nashville, TN 37210
(615) 885-7060 • (800) 225-6737 • FAX: (615) 885-0903

WEST:
1140 North Kraemer Place • Anaheim, CA 92806
(714) 666-0390 • (800) 544-4422 • FAX: (714) 666-2215