




HEAVY DUTY CONTINUOUS HINGES

ALUMINUM CONCEALED/MORTISE GEARED HINGES

CONCEALED/MORTISE LEAF HINGES

- Any Door Material
- Heavy Duty for high frequency 1 3/4" doors or heavy medium frequency doors up to 450lbs.
- 117FM (Heavy Duty), 217FM (Heavy Duty)

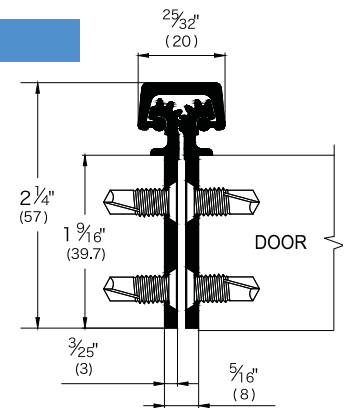


MODEL		LENGTH		SCREW COUNT		CLEARANCE
C (Clear Anodized)	D (Duro Anodized)	IN	CM	DOOR	JAMB	
117FMC-83	117FMD-83	83	210.8	19	19	5/16" (8mm) hinge side plus standard lockside clearance
117FMC-95	117FMD-95	95	241.3	21	21	
117FMC-120	117FMD-120	120	304.8	27	27	
217FMC-83	217FMD-83	83	210.8	19	19	
217FMC-95	217FMD-95	95	241.3	21	21	
217FMC-120	217FMD-120	120	304.8	27	27	

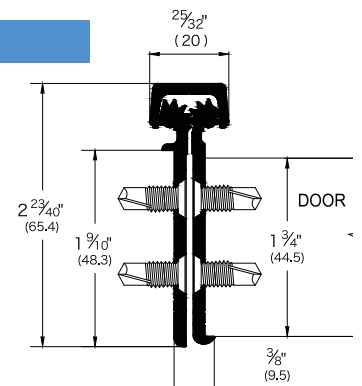
*Note: First 3 numbers = (Product #), FM = (Full Mortise), C or D = (Finish), 83, 95 & 120 = (Length)

FASTENERS: (Self-Tapping Screws)	<ul style="list-style-type: none"> • All fasteners as No. 12-24 x 1/16" Type C, FHUC • Heavy Duty Hinges - 10 required for each leaf
LENGTH OPTIONS:	83", 95" & 120"
DOOR REINFORCEMENT:	<ul style="list-style-type: none"> • None needed to 200 lbs • Use 16 gauge channel over 200 lbs
FRAME REINFORCEMENT:	<ul style="list-style-type: none"> • None needed to 200 lbs • Use 16 gauge channel over 200 lbs
FIRE RATING:	Up to 3 Hours
SPECIAL FEATURES:	<ul style="list-style-type: none"> • For new construction • For renovation with new door and / or frames • No mortising of doors or frames required • Will cover hinge cut outs in frames • Flush mount no inset • Frame and door leaf alignment ribs for proper hinge location
STANDARD FINISHES:	<ul style="list-style-type: none"> • C (Clear Anodized Aluminum), D (Duro Anodized Aluminum)
SPECIAL ORDER FINISHES:	<ul style="list-style-type: none"> • PW (Painted White), G (Gold Anodized Aluminum), BL (Black Anodized Aluminum)

117FM



217FM



International Door Closers, Inc.

COPYRIGHT 2017 INTERNATIONAL DOOR CLOSERS, INC

West: 800-544-4422 • East: 800-225-6737

www.intldoorclosers.com