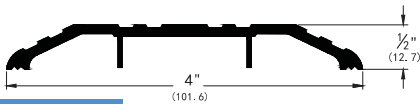




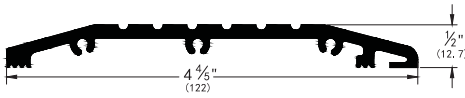
SADDLE THRESHOLDS



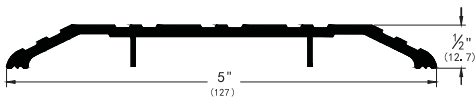
YDT308



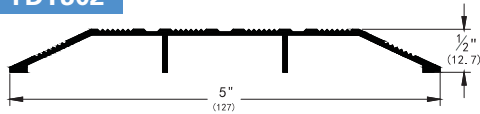
YDT303



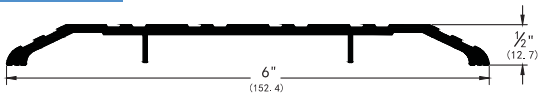
YDT309



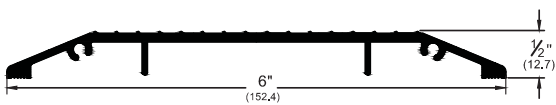
YDT302



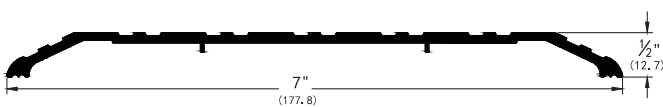
YDT310



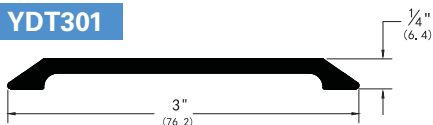
YDT315



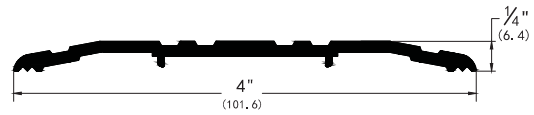
YDT307



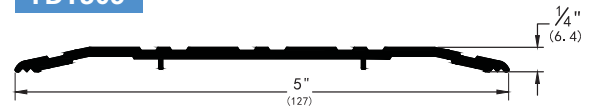
YDT301



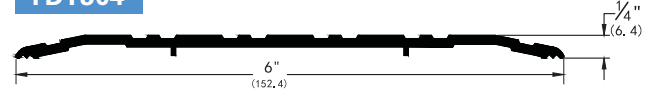
YDT305



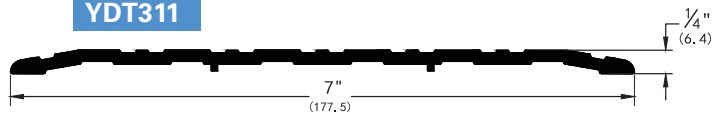
YDT306



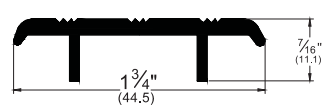
YDT304



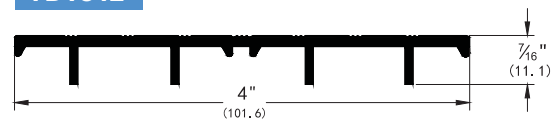
YDT311



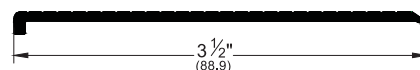
YDT313



YDT312



YDT316



FINISHES:

- A (Mill Finish Aluminum), C (Clear Anodized Aluminum), D (Dark Bronze Aluminum), G (Gold Anodized Aluminum),

NOTE: Products shown in this section may not be drawn to scale.

International Door Closers, Inc.

COPYRIGHT 2017 INTERNATIONAL DOOR CLOSERS, INC

West: 800-544-4422 • East: 800-225-6737

www.intldoorclosers.com

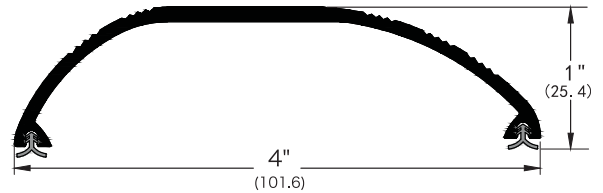


SADDLE THRESHOLDS

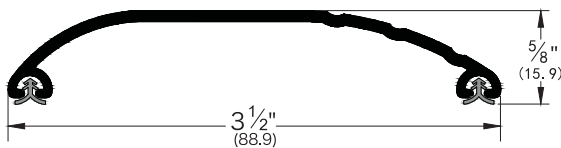
RETROFIT THRESHOLDS

- Use a door bottom shoes or sweep with these thresholds
- Made of sturdy extruded aluminum to seal out the elements

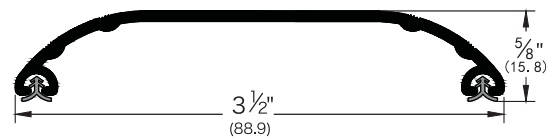
YDT103



YDT102

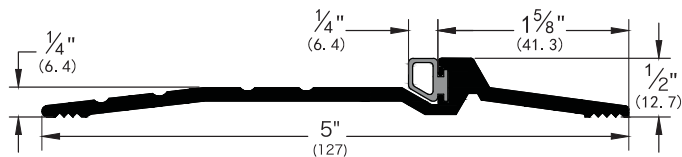


YDT104



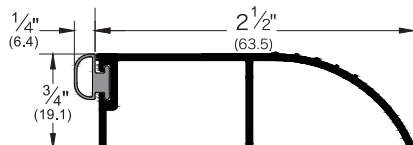
LATCHING PANIC EXIT SADDLES

YDT105

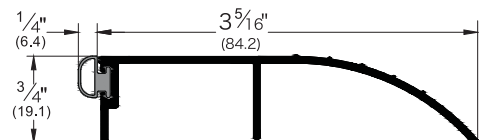


BUMP THRESHOLDS FOR OUTSWING DOORS

YDT100



YDT101



FINISHES:

- A (Mill Finish Aluminum), C (Clear Anodized Aluminum), D (Dark Bronze Aluminum), G (Gold Anodized Aluminum),

NOTE: Products shown in this section may not be drawn to scale.

International Door Closers, Inc.

COPYRIGHT 2017 INTERNATIONAL DOOR CLOSERS, INC

West: 800-544-4422 • East: 800-225-6737

www.intldoorclosers.com