



## ACTIVE INFRARED PRESENCE DETECTION

# IS40/IS40XL

## MOTION SENSOR



### PROVENTECHNOLOGY

- Active infrared and microwave technologies work together to provide precise presence and accurate motion detection in front of the door.

### SUPERIOR COVERAGE

- With up to 40 spots of infrared detection, the standard IS40 can be mounted from 8 ft – 16 ft.
- The IS40xl should be used for applications with mounting heights from 6.5 ft – 11.5 ft where a wider microwave pattern is desired.

### DURABILITY UNDER HARSH CONDITIONS

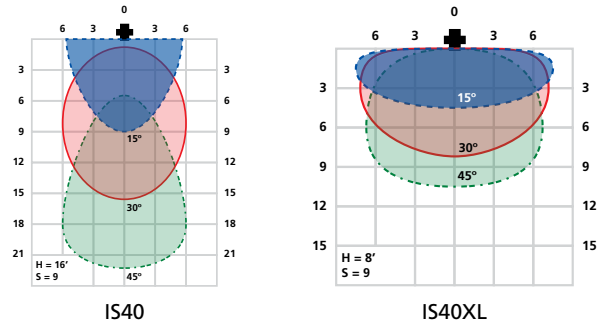
- The IS40 and IS40xl are immune to subtle door vibrations, light, sun and environmental changes, including rain and snow.
- The IS40 and IS40xl are designed with NEMA 4 and IP65 rated enclosures.

### MINIMAL INSTRUCTION AND MAINTENENCE

Labor-intensive induction loops are replaced with an easy to mount overhead installation. Most adjustments can be performed using the IDC remote control.



### IS40/IS40XL MICROWAVE ZONES



### RELATED PRODUCTS



# INDUSTRIAL

The proven technology of the Falcon plus active infrared presence detection

International Door Closers, Inc.

COPYRIGHT 2014 INTERNATIONAL DOOR CLOSERS, INC

West: 800-544-4422 • East: 800-225-6737

[www.intldoorclosers.com](http://www.intldoorclosers.com)

## SPECIFICATIONS

### TECHNOLOGY

**MICROWAVE** *INFRARED*

### DETECTION MODE

**MOTION** *PRESENCE*

### OUTPUT HOLD TIME

**0.5 – 9 seconds** *0.5 seconds*

### REACTION TIME

**100 ms** *250 ms*

### TILT ANGLE

**-8° to 22°** *15° to 45°*  
(relative to front face of sensor)

### LED INDICATOR

**Green (motion)** *Red (presence)*

### RADIATED FREQUENCY

**24.175 GHz** *875 nm*

### RADIATED POWER DENSITY

**< 5 mW/cm<sup>2</sup>** *< 250 mW/m<sup>2</sup>*

### MINIMUM TARGET SPEED

**2 in/s (5 cm/s)** *0 in/s (0 cm/s)*  
(in sensor axis)

### MOUNTING HEIGHT

**IS40: 8' – 16' / IS40XL: 6.5' – 11.5'**

### LEARN TIME

**30 seconds to infinity (no learn)**

### MICROWAVE DETECTION FIELD (W x D)

**IS40: 13' x 16' / IS40XL: 13' x 6.5'**

### INFRARED DETECTION FIELD

**IS40: Up to 10' x 10'**  
**IS40XL: Up to 7.5' x 7.5'**

### SUPPLY VOLTAGE

**12 to 24 VAC ± 10%**  
**12 to 24 VDC +30% / -5%**

### MAIN FREQUENCY

**50 to 60 Hz**

### POWER CONSUMPTION

**< 3.5 W**

### RELAY OUTPUT

**2 Relays with switch-over contact (voltage free)**

#### MAX. VOLTAGE

**60 VDC / 125 VAC**

#### MAX. CURRENT

**1 A (resistive)**

#### MAX. SWITCHING POWER

**30 W (DC) / 60 VA (AC)**

### TEMPERATURE RANGE

**-22°F to 140°F (-30°C to 60°C)**

### PROTECTION DEGREE

**NEMA 4 & IP65**

### NORM CONFORMITY

**Electromagnetic compatibility (EMC) according to 2004/108/EEC, R&TTE: 1999/5/EC**

### DIMENSIONS (DxWxH)

**5 in x 4 in x 3.75 in**

### ENCLOSURE MATERIAL / COLOR

**ABS / Black**

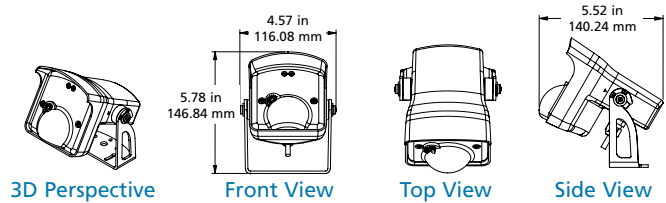
### FACE MATERIAL / COLOR

**Polycarbonate / Purple**

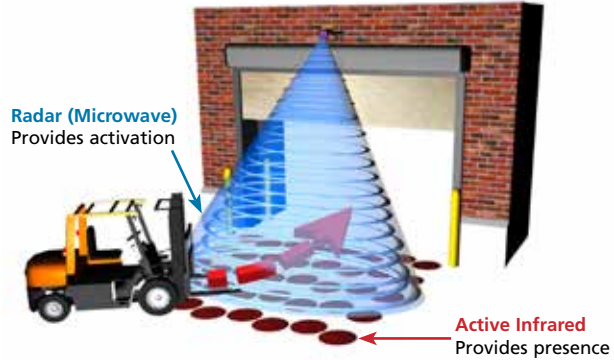
### CABLE LENGTH

**32 ft (10 m)**

## DIMENSIONAL DRAWINGS

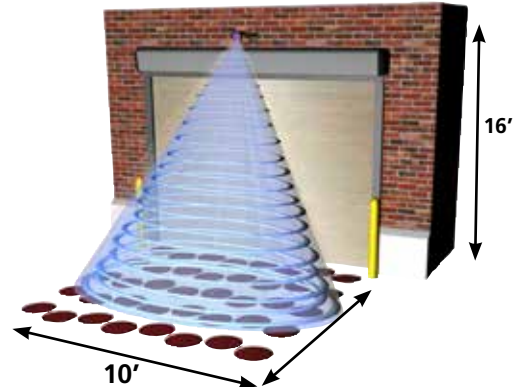


## APPLICATIONS

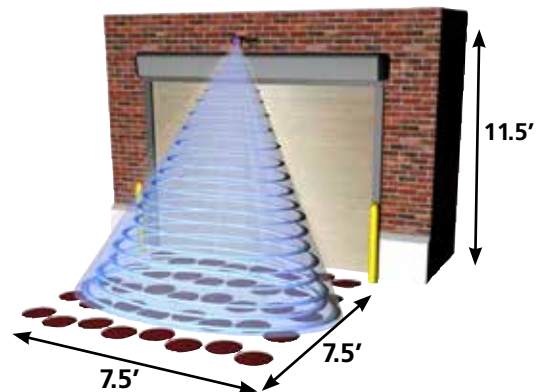


### IS40 DUAL TECHNOLOGY

Detects both objects in **motion** and objects at **rest**



### IS40 ADJUSTABLE MOUNTING HEIGHTS FROM 11.5 ft – 16 ft



### IS40XL ADJUSTABLE MOUNTING HEIGHTS FROM 6.5 ft – 11.5 ft

**International Door Closers, Inc.**

COPYRIGHT 2014 INTERNATIONAL DOOR CLOSERS, INC

**West: 800-544-4422 • East: 800-225-6737**

**www.intldoorclosers.com**