



# DOOR CONTROL MODULES


## DOOR CONTROL

*Door control relay modules ensure compatibility of access hardware components and simplify system installation and troubleshooting. Different modules may be specified for one power supply.*

*The isolated relay design allows small gauge cable runs of 22 gauge wire up to 1000 feet from the trigger device to the module.*

### MULTIPLE FUSED OUTPUT

**FB-4** Four 2 Amp fuse protected outputs allow for precisely calculated circuit protection. Four modules provide 16 outputs.



FB-4




TD



CR



CR4



ACM-1



LR




PB-8



PB-16



14-2



12VR



PSM

Contacts: 2.5 Amps inductive, 5 Amps resistive @ 30VDC unless specified otherwise.

#### TD Time Delay Relay Module

Voltage input: 35mA @12/24VDC  
 Timer Adj: 1-120 seconds  
 (1) Non-Fused, SPDT dry contact  
 (1) Fused SPDT voltage output  
 (1) N.O. dry trigger input  
 (1) N.C. dry trigger input  
 (1) Normally off voltage trigger input  
 (1) Anti-Tailgate N.O. timer reset input  
 3.25"W x 2"H (83 x 51mm)

#### CR-12, CR-24 Relay Module

Voltage input: 35mA, specify 12V or 24VDC  
 (1) Fused, SPDT voltage output  
 (1) SPDT dry contact  
 (1) N.O. dry trigger input  
 (1) Normally off, voltage trigger input  
 3.25"L x 2"W (83 x 51mm)

#### CR4 Four Station Relay Module

Voltage input: 120 mA @ 12/24VDC  
 (4) Fused, 2A SPDT dry outputs or voltage outputs  
 (4) 2A SPDT dry outputs  
 (4) N.O. dry trigger inputs  
 6"L x 3"W (152 x 76mm)

#### ACM-1 Access Control Module

Voltage input: 45mA @ 12/24VDC  
 (1) SPDT voltage output  
 (1) SPDT dry contact  
 (8) SPDT trigger inputs (4-NC,4-NO)  
 (1) LED status indicator  
 4.25"L x 3.25"W (127 x 83mm)

#### LR-12, LR-24 Latching Relay Module

Voltage input: 45mA, specify 12V or 24VDC  
 (1) Fused, SPDT voltage output  
 (1) N.O. dry trigger input  
 3.25"L x 2"W (83 x 51mm)

#### PB-8 8 Amp Power Booster

Voltage input: 85mA @ 24VDC input  
 (1) N.O. Dry trigger Input:  
 (1) Fused SPDT voltage output  
 8 Amp Surge  
 1 Amp Continuous  
 3.25"W x 2"H (83 x 51mm)

#### PB-16 16 Amp Power Booster

Voltage input: 85mA @ 24VDC input  
 (1) N.O. Dry trigger Input:  
 (1) Fused SPDT voltage output  
 16 Amp Surge  
 1 Amp Continuous  
 3.25"W x 2"H (83 x 51mm)

#### 14-212 14-224 Seven Day Timer

Field programmable, 7 day timer module recommended for automatic timed locking and unlocking of one door or all doors on the same circuit. Schedule up 6 events maximum on single or multiple days, manual on-off override. Replaceable lithium battery maintains time and schedule during power outage.  
 Input: 30mA, specify 12V or 24V AC/DC  
 SPDT dry contact, 16 Amps @ 30VDC  
 2.375"H x 2.375"W x 1.25"D (60.3 x 60.3 x 32mm)

### DUAL 12VDC Outputs (Optionals)

#### 12VR Voltage Regulator

12VDC regulated and filtered output provides with the power supply output set at 24VDC for locking devices and components, the addition of the 12VR provides a separate 12VDC, 500 mA output for 12VDC access controls and components. The total combined 12V/24V load may not exceed the maximum power supply output rating. Add up to four 12VR modules max.

Input: 24VDC  
 Output: 500 mA @ 12VDC

### Remote Monitoring

#### PSM Power Supply Remote Monitoring Module

The PSM Power Supply Monitoring module provides 2-SPDT, 1 Amp contacts to remotely monitor power supply and battery status.

Remote annunciation conditions include:

- System OK
- AC Fail – No DC Output
- Battery Powered
- System Off – No Battery