



STAINLESS STEEL • EASY INSTALLATION

4 1/2" SQUARE

PBS45 SERIES PUSH PLATES



This square push plate is the perfect solution for fast and easy installation. Screws on the front plate allow for quick removal while still remaining functional, aesthetically appealing and weather resistant.

- Faceplate screws allow for easy installation
- Highly visible, unobtrusive and aesthetically pleasing design
- Beveled edges provide resistance to tampering and vandalism
- Graphics are etched onto the faceplate for maximum durability
- Stainless steel components will not deteriorate or rust
- Available in multiple styles to meet specifications or customer requests

TECHNICAL SPECS

- A. 16 gauge, 304 2B Stainless Steel Faceplate
- B. 1/8 in thick, Stainless Steel Backplate
- C. Stainless Steel 6 – 32 x 1 in and 8 – 32 x 1 in Allen head mounting screws
- D. Cherry Switch: Single-pole, 15A, COM / NO / NC contacts

International Door Closers, Inc.

COPYRIGHT 2014 INTERNATIONAL DOOR CLOSERS, INC

West: 800-544-4422 • East: 800-225-6737

www.intldoorclosers.com

PRODUCT FAMILY



10PBS451
Text & Logo



10PBS45LL
Logo Only



10PBS45
Text Only



10PBS4510
Plain Face



10PBS451B
Text & Logo - Blue



10PBS45B
Text Only - Blue



10PBS45POD
Press To Operate

MOUNTING ACCESSORIES



10BOX45SQSM
Surface Mount




10BOX45SQFM
Flush Mount



10BOXDGSB
Standard Double Gang

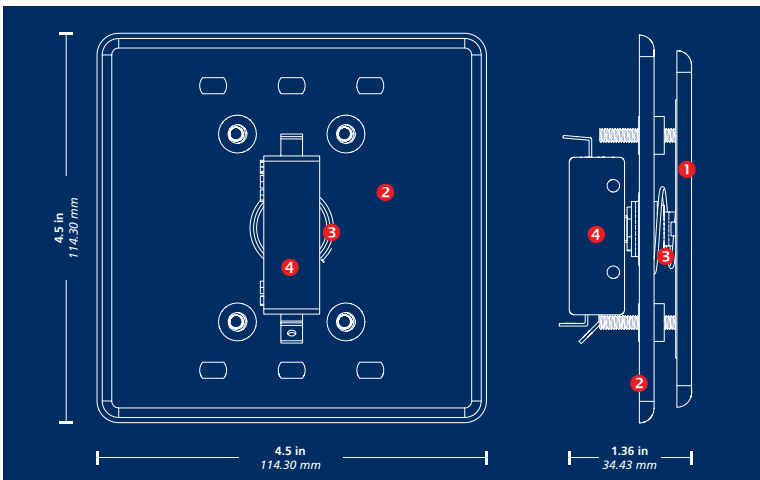


10BOXDG45C
Carlon Surface Mount



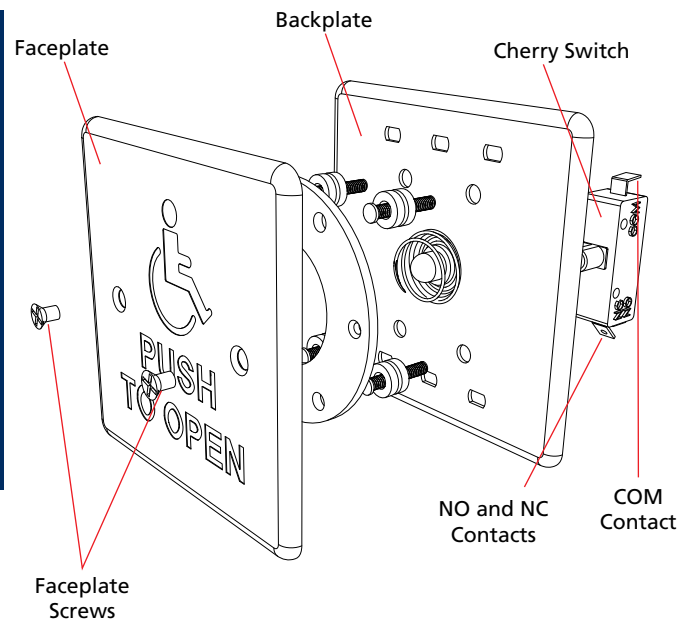
10BRINGC
Electrical Box Backplate

COMPONENTS



- 1 Faceplate
- 2 Backplate
- 3 Spring Assembly
- 4 Cherry Switch

DETAILS



RELATED PRODUCTS



Bollards
Mounting Post with
recessed push plate



MS08U
Touchless Push Plate
utilizing microwave
motion technology



RF-433
433 MHz digital
receivers and
transmitters with
sequencing function



R2E-100
UL / ULC Listed, Active
Infrared, Request To Exit
Detector designed for
access control application



Push Buttons
Access Control push
solution for any
indoor application

International Door Closers, Inc.

COPYRIGHT 2014 INTERNATIONAL DOOR CLOSERS, INC

West: 800-544-4422 • East: 800-225-6737

www.intldoorclosers.com