SURFACE APPLIED GRADE 1 CLOSER

8000-TP SERIES

GRADE 1 • FIRE RATED • HANDICAP

FEATURES

- **Model 8051-TP** Standard with Sweep, Latching, and Back-Check
- **Model 8052-TP** Standard with Sweep, Latching, and Delayed Action
- Adjustable Spring Power Size 1 through 6
- Cast Aluminum body; forged steel arm
- Tri-packed for regular arm, top jamb and parallel arm application
- Hold-open arms are adjustable for holding from 90° to 180°

UBC 7.2 1997 PART 1

c UL us LISTED

UL LISTED

CERTIFIED GRADE 1
ANSI 156.4

OPTIONS AVAILABLE

- Drop Plate, Hold Open Arm
- Replacement for Norton 1600 or 1601

FINISHES

- AL - Aluminum
- DU - Storefront Bronze

10 YEAR WARRANTY

COMPLIANCE STANDARD

- ANSI A 156.4 Grade 1 Certified
- UL and CUL Listed: UL 10C Fire Rate
- Underwriters' Laboratories Inc. Listed UL 10B and UL 10C Compliant for positive pressure
- Certified to Conform to UBC 7-2 (1997, UL 228)
- Barrier Free Operation to Comply with Federal Accessibility Standards (ADA): Complying with ANSI A117.1 (4.13.11)

TECHNICAL DIMENSIONS

Description	Dimensions
A. Length of Closer Body	9-3/4" (248 mm)
B. Horizontal Mounting Holes	9-1/16" (230 mm)
C. Vertical Mounting Holes	3/4" (19 mm)
D. Closer Body Height	1-13/16" (46 mm)
E. Projection from Door	2-3/4" (70 mm)

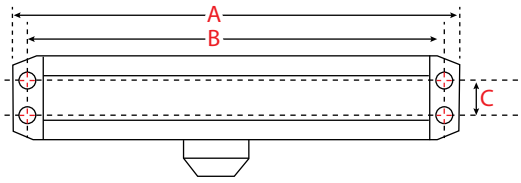

Front View

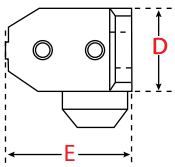

End View

International Door Closers, Inc.

COPYRIGHT 2014 INTERNATIONAL DOOR CLOSERS, INC

West: 800-544-4422 • East: 800-225-6737
www.intldoorclosers.com

INSTALLATION TYPES

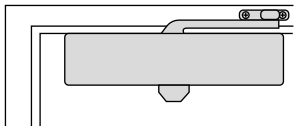

Standard

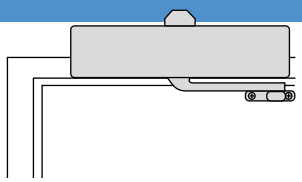

Top Jamb

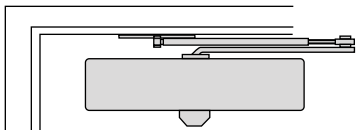

Parallel Arm

TYPICAL INSTALLATIONS (REGULAR ARMS SHOWN) Hold-Open Arms are similar

SELECTION CHART

MODEL NO.		Size
Tri-packed; With Back-Check	Tri-packed; With Delayed Action	
8051-TP	8052-TP	1-6

Regular & Top Jamb				Parallel Arm			Applicable Door Weight Lbs (Kg)
Maximum Size of Door							
Closer Size	Interior	Exterior Inswing	Exterior Outswing	Closer Size	Interior	Exterior	
1	28″ (0.71m)			1			33-66 (15-30)
2	36″ (0.91m)			2	30″ (0.76m)		66-99 (30-45)
3	42″ (1.07m)	30″ (0.76m)	36″ (0.91m)	3	36″ (0.91m)	30″ (0.76m)	99-143 (45-65)
4	48″ (1.22m)	36″ (0.91m)	42″ (1.07m)	4	42″ (1.07m)	36″ (0.91m)	143-187 (65-85)
5	54″ (1.37m)	42″ (1.07m)	48″ (1.22m)	5	48″ (1.22m)	42″ (1.07m)	178-264 (85-120)
6	60″ (1.52m)	48″ (1.22m)	54″ (1.37m)	6	54″ (1.37m)	48″ (1.22m)	264-330 (120-150)

PARTS AND ACCESSORIES - SERIES 8001-TP

Parts	Description	Part #
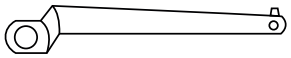	Main Arm	520
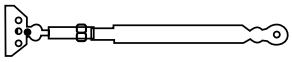	Regular Forearm	521
	Hold-Open Forearm	522
	Parallel Bracket for Regular Arm	525
	Flat Drop Bracket for Closers - With Dress Cover	547
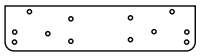	FTop Jamb Bracket	TJB-54
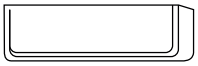	Dress Cover	DC-8000
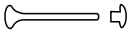	Thru Bolt & Grommet Nut (Set of 4 each)	TBGN-50
	Sex Nuts & Bolts	18-SN

NOTE:
Doors of unusual height or weight, or doors subject to severe wind or draft conditions, or abusive usage, require one or two more full turns of hex spring adjustment nut than shown on the Installation instructions.

SPECIFY:
Closer Model or Part Number

SPECIFY FINISH:
Al-Aluminum
DU -Storefront Bronze

COPYRIGHT 2014 INTERNATIONAL DOOR CLOSERS, INC